

We close this section by giving a proof of the first part of the Second Derivatives Test. Part (b) has a similar proof.

PROOF OF THEOREM 3, PART (a) We compute the second-order directional derivative of f in the direction of $\mathbf{u} = \langle h, k \rangle$. The first-order derivative is given by Theorem 14.6.3:

$$D_{\mathbf{u}}f = f_x h + f_y k$$

Applying this theorem a second time, we have

$$\begin{aligned} D_{\mathbf{u}}^2 f &= D_{\mathbf{u}}(D_{\mathbf{u}}f) = \frac{\partial}{\partial x}(D_{\mathbf{u}}f)h + \frac{\partial}{\partial y}(D_{\mathbf{u}}f)k \\ &= (f_{xx}h + f_{yx}k)h + (f_{xy}h + f_{yy}k)k \\ &= f_{xx}h^2 + 2f_{xy}hk + f_{yy}k^2 \end{aligned} \quad \text{(by Clairaut's Theorem)}$$

If we complete the square in this expression, we obtain

$$\boxed{10} \quad D_{\mathbf{u}}^2 f = f_{xx} \left(h + \frac{f_{xy}}{f_{xx}} k \right)^2 + \frac{k^2}{f_{xx}} (f_{xx}f_{yy} - f_{xy}^2)$$

We are given that $f_{xx}(a, b) > 0$ and $D(a, b) > 0$. But f_{xx} and $D = f_{xx}f_{yy} - f_{xy}^2$ are continuous functions, so there is a disk B with center (a, b) and radius $\delta > 0$ such that $f_{xx}(x, y) > 0$ and $D(x, y) > 0$ whenever (x, y) is in B . Therefore, by looking at Equation 10, we see that $D_{\mathbf{u}}^2 f(x, y) > 0$ whenever (x, y) is in B . This means that if C is the curve obtained by intersecting the graph of f with the vertical plane through $P(a, b, f(a, b))$ in the direction of \mathbf{u} , then C is concave upward on an interval of length 2δ . This is true in the direction of every vector \mathbf{u} , so if we restrict (x, y) to lie in B , the graph of f lies above its horizontal tangent plane at P . Thus $f(x, y) \geq f(a, b)$ whenever (x, y) is in B . This shows that $f(a, b)$ is a local minimum. ■

14.7 Exercises

1. Suppose $(1, 1)$ is a critical point of a function f with continuous second derivatives. In each case, what can you say about f ?

(a) $f_{xx}(1, 1) = 4$, $f_{xy}(1, 1) = 1$, $f_{yy}(1, 1) = 2$

(b) $f_{xx}(1, 1) = 4$, $f_{xy}(1, 1) = 3$, $f_{yy}(1, 1) = 2$

2. Suppose $(0, 2)$ is a critical point of a function g with continuous second derivatives. In each case, what can you say about g ?

(a) $g_{xx}(0, 2) = -1$, $g_{xy}(0, 2) = 6$, $g_{yy}(0, 2) = 1$

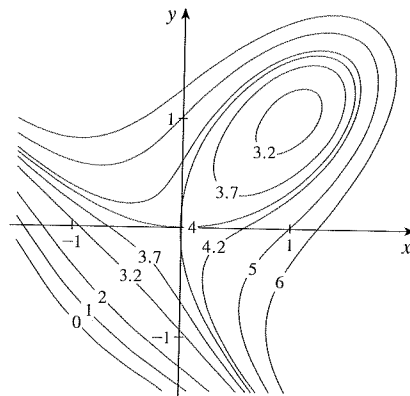
(b) $g_{xx}(0, 2) = -1$, $g_{xy}(0, 2) = 2$, $g_{yy}(0, 2) = -8$

(c) $g_{xx}(0, 2) = 4$, $g_{xy}(0, 2) = 6$, $g_{yy}(0, 2) = 9$

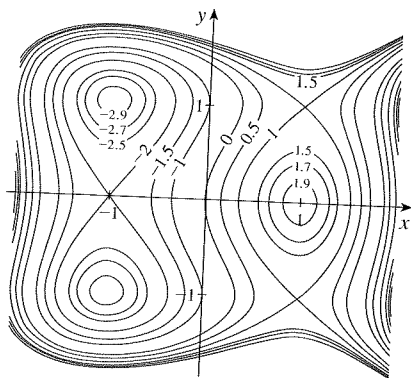
3–4 Use the level curves in the figure to predict the location of the critical points of f and whether f has a saddle point or a local maximum or minimum at each critical point. Explain your

reasoning. Then use the Second Derivatives Test to confirm your predictions.

3. $f(x, y) = 4 + x^3 + y^3 - 3xy$



4. $f(x, y) = 3x - x^3 - 2y^2 + y^4$



5–18 Find the local maximum and minimum values and saddle point(s) of the function. If you have three-dimensional graphing software, graph the function with a domain and viewpoint that reveal all the important aspects of the function.

5. $f(x, y) = 9 - 2x + 4y - x^2 - 4y^2$

6. $f(x, y) = x^3y + 12x^2 - 8y$

7. $f(x, y) = (x - y)(1 - xy)$

8. $f(x, y) = xe^{-2x^2-2y^2}$

9. $f(x, y) = y^3 + 3x^2y - 6x^2 - 6y^2 + 2$

10. $f(x, y) = xy(1 - x - y)$

11. $f(x, y) = x^3 - 12xy + 8y^3$

12. $f(x, y) = xy + \frac{1}{x} + \frac{1}{y}$

13. $f(x, y) = e^x \cos y$

14. $f(x, y) = y \cos x$

15. $f(x, y) = (x^2 + y^2)e^{x^2-y^2}$

16. $f(x, y) = e^y(y^2 - x^2)$

17. $f(x, y) = y^2 - 2y \cos x, \quad -1 \leq x \leq 7$

18. $f(x, y) = \sin x \sin y, \quad -\pi < x < \pi, \quad -\pi < y < \pi$

19. Show that $f(x, y) = x^2 + 4y^2 - 4xy + 2$ has an infinite number of critical points and that $D = 0$ at each one. Then show that f has a local (and absolute) minimum at each critical point.

20. Show that $f(x, y) = x^2ye^{-x^2-y^2}$ has maximum values at $(\pm 1, 1/\sqrt{2})$ and minimum values at $(\pm 1, -1/\sqrt{2})$. Show also that f has infinitely many other critical points and $D = 0$ at each of them. Which of them give rise to maximum values? Minimum values? Saddle points?

21–24 Use a graph or level curves or both to estimate the local maximum and minimum values and saddle point(s) of the function. Then use calculus to find these values precisely.

21. $f(x, y) = x^2 + y^2 + x^{-2}y^{-2}$

22. $f(x, y) = xye^{-x^2-y^2}$

23. $f(x, y) = \sin x + \sin y + \sin(x + y),$
 $0 \leq x \leq 2\pi, \quad 0 \leq y \leq 2\pi$

24. $f(x, y) = \sin x + \sin y + \cos(x + y),$
 $0 \leq x \leq \pi/4, \quad 0 \leq y \leq \pi/4$

25–28 Use a graphing device as in Example 4 (or Newton's method or a rootfinder) to find the critical points of f correct to three decimal places. Then classify the critical points and find the highest or lowest points on the graph, if any.

25. $f(x, y) = x^4 + y^4 - 4x^2y + 2y$

26. $f(x, y) = y^6 - 2y^4 + x^2 - y^2 + y$

27. $f(x, y) = x^4 + y^3 - 3x^2 + y^2 + x - 2y + 1$

28. $f(x, y) = 20e^{-x^2-y^2} \sin 3x \cos 3y, \quad |x| \leq 1, \quad |y| \leq 1$

29–36 Find the absolute maximum and minimum values of f on the set D .

29. $f(x, y) = x^2 + y^2 - 2x, \quad D$ is the closed triangular region with vertices $(2, 0), (0, 2),$ and $(0, -2)$

30. $f(x, y) = x + y - xy, \quad D$ is the closed triangular region with vertices $(0, 0), (0, 2),$ and $(4, 0)$

31. $f(x, y) = x^2 + y^2 + x^2y + 4,$
 $D = \{(x, y) \mid |x| \leq 1, |y| \leq 1\}$

32. $f(x, y) = 4x + 6y - x^2 - y^2,$
 $D = \{(x, y) \mid 0 \leq x \leq 4, 0 \leq y \leq 5\}$

33. $f(x, y) = x^4 + y^4 - 4xy + 2,$
 $D = \{(x, y) \mid 0 \leq x \leq 3, 0 \leq y \leq 2\}$

34. $f(x, y) = xy^2, \quad D = \{(x, y) \mid x \geq 0, y \geq 0, x^2 + y^2 \leq 3\}$

35. $f(x, y) = 2x^3 + y^4, \quad D = \{(x, y) \mid x^2 + y^2 \leq 1\}$

36. $f(x, y) = x^3 - 3x - y^3 + 12y, \quad D$ is the quadrilateral whose vertices are $(-2, 3), (2, 3), (2, 2),$ and $(-2, -2)$.

37. For functions of one variable it is impossible for a continuous function to have two local maxima and no local minimum. But for functions of two variables such functions exist. Show that the function

$$f(x, y) = -(x^2 - 1)^2 - (x^2y - x - 1)^2$$

has only two critical points, but has local maxima at both of them. Then use a computer to produce a graph with a carefully chosen domain and viewpoint to see how this is possible.

38. If a function of one variable is continuous on an interval and has only one critical number, then a local maximum has to be

an absolute maximum. But this is not true for functions of two variables. Show that the function

$$f(x, y) = 3xe^y - x^3 - e^{3y}$$

has exactly one critical point, and that f has a local maximum there that is not an absolute maximum. Then use a computer to produce a graph with a carefully chosen domain and viewpoint to see how this is possible.

39. Find the shortest distance from the point $(2, 0, -3)$ to the plane $x + y + z = 1$.
40. Find the point on the plane $x - 2y + 3z = 6$ that is closest to the point $(0, 1, 1)$.
41. Find the points on the cone $z^2 = x^2 + y^2$ that are closest to the point $(4, 2, 0)$.
42. Find the points on the surface $y^2 = 9 + xz$ that are closest to the origin.
43. Find three positive numbers whose sum is 100 and whose product is a maximum.
44. Find three positive numbers whose sum is 12 and the sum of whose squares is as small as possible.
45. Find the maximum volume of a rectangular box that is inscribed in a sphere of radius r .
46. Find the dimensions of the box with volume 1000 cm^3 that has minimal surface area.
47. Find the volume of the largest rectangular box in the first octant with three faces in the coordinate planes and one vertex in the plane $x + 2y + 3z = 6$.
48. Find the dimensions of the rectangular box with largest volume if the total surface area is given as 64 cm^2 .
49. Find the dimensions of a rectangular box of maximum volume such that the sum of the lengths of its 12 edges is a constant c .
50. The base of an aquarium with given volume V is made of slate and the sides are made of glass. If slate costs five times as much (per unit area) as glass, find the dimensions of the aquarium that minimize the cost of the materials.
51. A cardboard box without a lid is to have a volume of $32,000 \text{ cm}^3$. Find the dimensions that minimize the amount of cardboard used.
52. A rectangular building is being designed to minimize heat loss. The east and west walls lose heat at a rate of 10 units/m^2 per day, the north and south walls at a rate of 8 units/m^2 per day, the floor at a rate of 1 unit/m^2 per day, and the roof at a rate of 5 units/m^2 per day. Each wall must be at least 30 m long, the height must be at least 4 m , and the volume must be exactly 4000 m^3 .
 - (a) Find and sketch the domain of the heat loss as a function of the lengths of the sides.

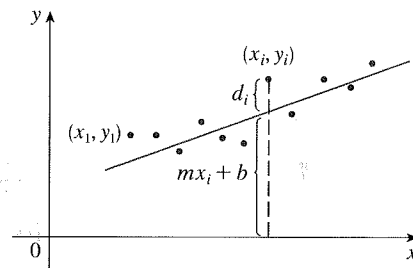
- (b) Find the dimensions that minimize heat loss. (Check both the critical points and the points on the boundary of the domain.)
- (c) Could you design a building with even less heat loss if the restrictions on the lengths of the walls were removed?

53. If the length of the diagonal of a rectangular box must be L , what is the largest possible volume?
54. Three alleles (alternative versions of a gene) A, B, and O determine the four blood types A (AA or AO), B (BB or BO), O (OO), and AB. The Hardy-Weinberg Law states that the proportion of individuals in a population who carry two different alleles is

$$P = 2pq + 2pr + 2rq$$

where p , q , and r are the proportions of A, B, and O in the population. Use the fact that $p + q + r = 1$ to show that P is at most $\frac{2}{3}$.

55. Suppose that a scientist has reason to believe that two quantities x and y are related linearly, that is, $y = mx + b$, at least approximately, for some values of m and b . The scientist performs an experiment and collects data in the form of points (x_1, y_1) , (x_2, y_2) , \dots , (x_n, y_n) , and then plots these points. The points don't lie exactly on a straight line, so the scientist wants to find constants m and b so that the line $y = mx + b$ "fits" the points as well as possible (see the figure).



Let $d_i = y_i - (mx_i + b)$ be the vertical deviation of the point (x_i, y_i) from the line. The **method of least squares** determines m and b so as to minimize $\sum_{i=1}^n d_i^2$, the sum of the squares of these deviations. Show that, according to this method, the line of best fit is obtained when

$$m \sum_{i=1}^n x_i + bn = \sum_{i=1}^n y_i$$

$$m \sum_{i=1}^n x_i^2 + b \sum_{i=1}^n x_i = \sum_{i=1}^n x_i y_i$$

Thus the line is found by solving these two equations in the two unknowns m and b . (See Section 1.2 for a further discussion and applications of the method of least squares.)

56. Find an equation of the plane that passes through the point $(1, 2, 3)$ and cuts off the smallest volume in the first octant.